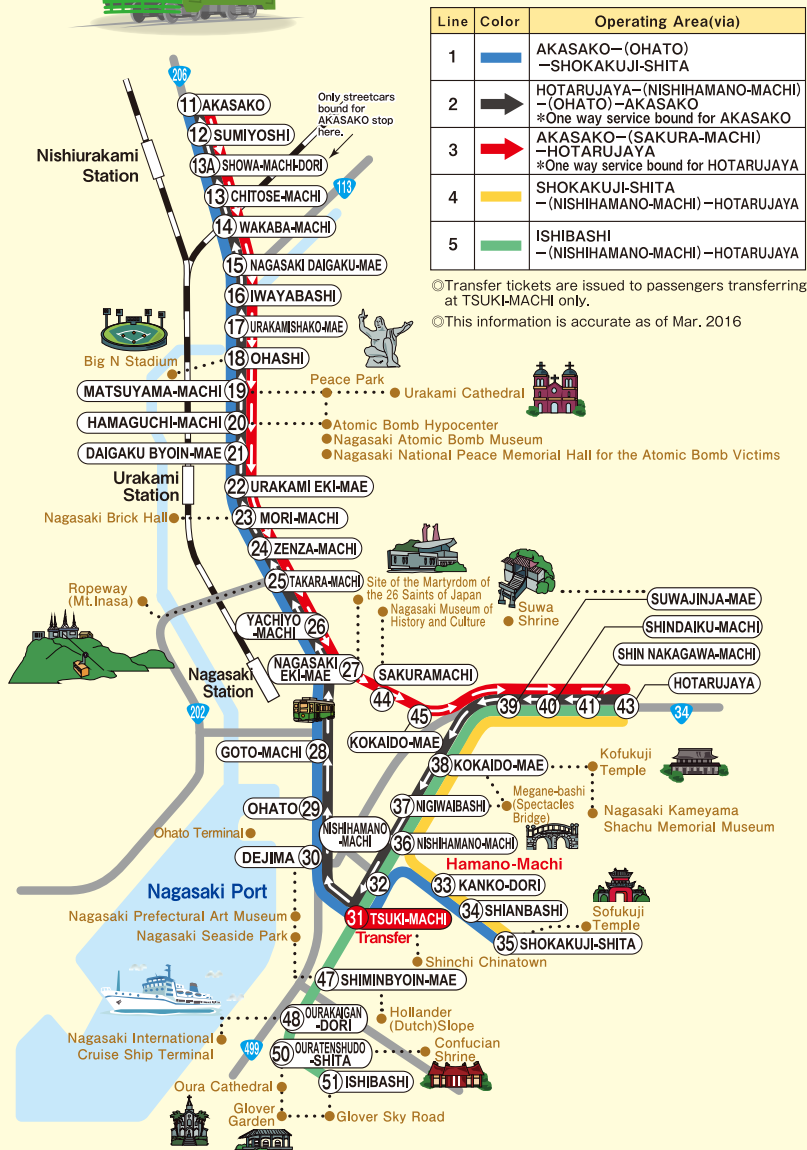


Streetcar Routes



How to Ride the Streetcar



The streetcar makes travelling to major tourism spots around the city easy. The fare is a flat-rate.

Fare (flat-rate)

Adults..... **120Yen**
 Infants and Children... **60Yen**

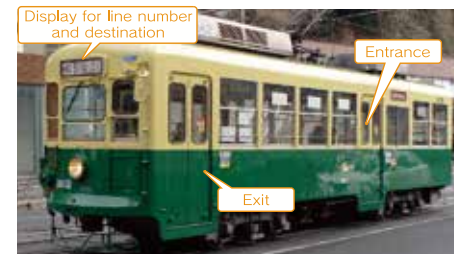
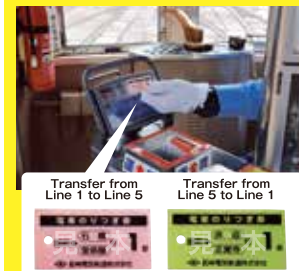
*Children's fare is applicable for ages 6-11.
 *Infant fare is applicable for ages 1-5.
 *One infant goes free when accompanied.

How to Transfer Streetcars

Transfer between Line 1 and Line 5 is free at TSUKI-MACHI. For example, to get to OURATENSHUDO-SHITA from NAGASAKI EKI-MAE, you must ride a Line 1 streetcar (blue line) and then transfer to a Line 5 streetcar (green line) at TSUKI-MACHI.

[A transfer ticket is required]

1. Pay fare when disembarking at TSUKI-MACHI and say "nori-kae" to the driver. You will receive a transfer ticket.
 2. Place the transfer ticket into the fare box when you reach your destination. There is no additional charge.
- *Transfer tickets are only issued at TSUKI-MACHI.



- 1 Board from rear door.
- 2 Press button to disembark when approaching your destination.
- 3 Disembark from front door. Put exact fare amount into fare-box. No change given.

Money Changing
 There is an automatic money changer in the fare-box. ¥1,000 notes are accepted.

Money slot **One-Day Pass**

Paying for Multiple Passengers
 Inform the driver when you wish to pay the fare for multiple passengers.

A useful pass for seeing the city! One-Day Pass

With a one-day pass you receive unlimited rides on all streetcar lines.

- Adults 500Yen**
Children 250Yen
- Ensure that the driver can see date on pass when presented to disembark.
 - One pass is necessary per passenger. One pass cannot be used for multiple passengers.
 - One-day passes are sold at the Tourist Information Center (Nagasaki Station) and at hotels around the city.
 - One-day pass is not sold on streetcar.